



# 2017-2018 Community Report at a Glance



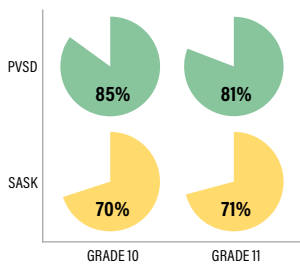
CELEBRATING STRONG STUDENT ACHIEVEMENT RESULTS

**Prairie Valley School Division's** student achievement results for 2017-2018 are strong, among the best ever for our school division. It is clear that more students are attending school regularly and more students are graduating. Students are also becoming better readers and writers, and better at math and science. Facilities and technology infrastructure remains strong, bus services are safe and efficient and our financial position is stable. Here is a snapshot of what we are celebrating this year and how our students have grown over the years.



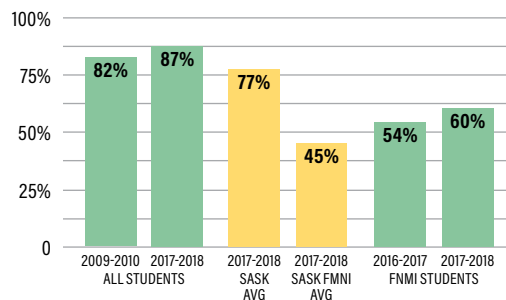
## Student Academic Achievement

STUDENTS WHO ATTAINED AT LEAST 8 CREDITS 2017-2018



## Graduation Rates

ON-TIME (3-YEAR) GRADUATION RATES



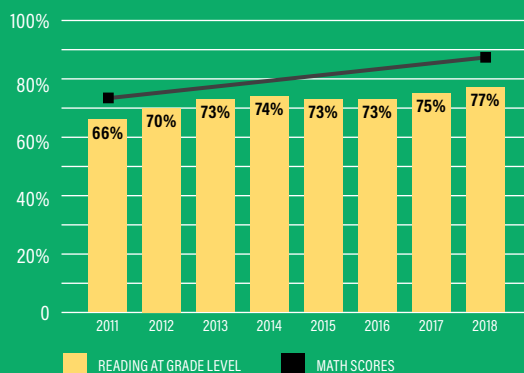
## Student Attendance

STUDENT ATTENDANCE

|                |     |
|----------------|-----|
| 2013-2014 PVSD | 84% |
| 2017-2018 PVSD | 93% |

## Reading\* and Math† Scores

Students reading at grade level improved from **66%** in 2011 to **77%** in 2018. **96%** of students improved their reading ability in 2017-2018. Math scores grew from **74%** at or above grade level to **88%** in 2017-2018.



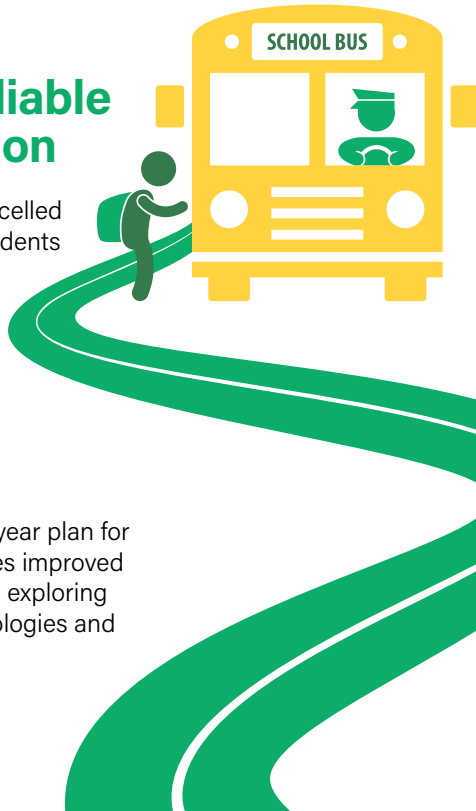
\*FONTAS AND PINNELL ASSESSMENT RESULTS FOR GRADES 1 TO 8  
†MATH ASSESSMENT FOR GRADES 2 TO 9



**11 schools** have established alliances for gender and sexual diversity, up from 3 in 2016.

## Safe and Reliable Transportation

Fewer bussing days cancelled in 2017-2018. **83%** of students rode **45** minutes or less one way, down from **87%** in 2016-2017.



## New IT Roadmap

Developed a new multi-year plan for 2017-2021, which includes improved student-to-device ratios, exploring new instructional technologies and Office 365 roll out.

## Support Services Remained Strong

# 4839

### Facilities tickets completed

Projects included repairing **5,591** square meters of asphalt, installing **2,425** feet of fencing, installing **9,000** square feet of flooring and much more.

# 6724



### IT tickets completed

Deployed **98** desktops, **263** laptops, **171** iPads, **202** Chromebooks.


# 13

Community information nights on mental health.



## Financial Management

In fiscal 2017-2018, Prairie Valley School Division recorded an actual deficit of \$9.9M, which is \$7.1M over the projected budget deficit of \$2.7M and is attributable to a one time transfer of net taxes receivable of \$3.3M and a final tax cash reconciliation for the 2017 calendar year of \$4.2M. Items within the Divisions' control however show continued strong expenditure management and accurate in-year financial projections during a challenging year in which provincial operating grants were reduced by \$3M and difficult budget decisions were made.



## Emergency Preparedness



During the 2017-2018 school year, all schools became equipped and trained in the Division's renewed emergency response protocols, which outline what employees need to do during an emergency to keep students safe.

## Employee Development



**80+** PD events and **\$650K** spent on centralized employee professional development.

## Infrastructure Investment - 6.5M



**INFORMATION TECHNOLOGY**  
**\$1.3M**



**SCHOOL BUSES**  
**\$1.8M**



**FACILITIES**  
**\$2.5M**



**FURNITURE AND EQUIPMENT**  
**\$0.9M**